



**Tauranga
Special
School**
Learning together

39 18th Avenue
Tauranga 3112
Telephone: (07) 5784424
Fax: (07) 5710813

Email: office@taurangaspecialschool.nz
Website www.taurangaspecialschool.nz

Newsletter Term 2 Week 6 Wednesday 5 June 2019

Dear Parents, Caregivers and Whānau

Thank you to our school community for your support during last Wednesday's nation wide strike. For the first time the two major unions NZEI and PPTA that represent 85% of our public funded schools, primary, intermediate and secondary, joined together to demonstrate to the Government that there is a crisis in education. This week the PPTA continue their campaign with rolling strikes across the country. Chris Hipkins the Minister of Education has called an urgent meeting with the leaders of the two unions this week to try to resolve this critical situation.

Board of Trustees Chairperson Sally Holbrook Retires:

After 24 years of unbroken service on our Board of Trustees, the last 14 years as Chairperson, Sally decided it was time to retire and pursue her many other interests. We will be holding a special school and community event on Thursday 4 July at 11am to thank Sally for her wonderful service to our school. Further details will be sent home early next week.

Board of Trustees Election Results: 2019 - 2021

At the close of nominations, as the number of valid nominations was fewer than the number of vacancies required to be filled, the following people were duly elected.

Kay Matthews, Shane Oxenham, Malcolm Poppe, Tahlia Rikihana and Daisy Togo.

Teacher **Dale Megson** is the new Staff Representative.

Congratulations to our new Board members.

As there is still one vacancy, the Board will seek to fill this position in due course.

Regards

Barrie Wickens
Principal



Barrie ran the Welcome Bay
cross country with Carter.

Term dates

Farewell to Sally Holbrook BOT Chairperson - 4 July 11am

TAURANGA INTERMEDIATE WHARENUI

Matariki Hangi and Cultural exchange 25 June

End of Term 2 - Friday 5 July

Room 2 students

... have been making their own
“T is for Tauranga” book this term.
They made kiwifruit art for the book.



Brodie enjoyed taking turns painting with staff.



Elijah painted the paper plate independently. Big smile!



Omarion showed us a big smile when he held the paint brush.



Peyton was carefully looking at the paper plate when she was painting.



Eraihia used the paint brush first then he painted with his fingers as well.



Rosie was concentrating on painting. She made this all by herself!

Fishing at Salisbury Wharf - Mount Maunganui



Some Te Puke, Brookfield and Papamoa students went fishing at Salisbury Wharf. Everyone had a turn at holding the fishing line. Our berley bomb brought all the little fish around our lines and they were constantly biting at the bait.



Devon helped bait the lines. He caught a fish just as we were about to pack up at the end. Ihaka caught the first fish. It was so exciting! He also caught a starfish which looked strange and felt hard. Nobody wanted to touch it.



We had an amazing time and will be planning another fishing trip soon.



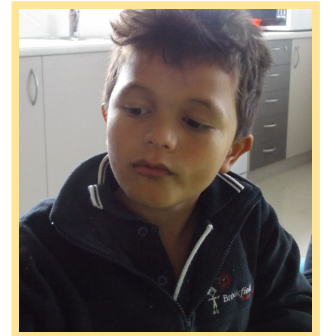
Tauranga Special School new students



Welcome to . . .

**Bobby Dwyer
- Welcome Bay**

**Cooper Campbell
- Brookfield**




Brookfield Satellite

This term we have been investigating maps. We made a map showing the route to the vegetable garden. Then we went to see what we could find in the garden.

It was very exciting to find caterpillars, butterflies and a chrysalis.

We also found a sunflower and enjoyed having a close look at the sunflower seeds.



Room 3 Exploring Tauranga



Yatton Park



Memorial Park



Kaka Street Park

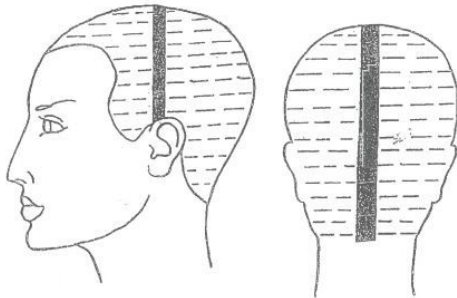


The Strand Waterfront Park

Blitz the Nitz - Brush/comb every night

information from Liz Skivington our Occupational Therapist

HOW TO SECTION THE HAIR



These sections can be used when checking the hair for headlice this method will make your search or treatment of headlice thorough.

Start at the bottom of the head, using a comb, section the hair as shown by the broken lines as in the diagram, *make sure that the teeth of the comb touch the scalp each time you run the comb through the hair.* When you reach the top of the head, repeat the procedure starting at the ear.

(Resource developed by Waikato DHB)



THE WET COMBING METHOD

- ☒ Hair is washed and rinsed as usual
- ☒ Using inexpensive conditioner apply to wet or dry hair and leave for 30 minutes (this suffocates the adult head lice)
- ☒ DO NOT RINSE CONDITIONER OUT
- ☒ Comb the conditioner out of the hair methodically using a fine-toothed comb (preferably a specially designed headlice comb)
- ☒ Do this until all the conditioner is out of the hair
- ☒ Hair is rinsed and then combed again
- ☒ If headlice are found – systematically comb every night for at least 2 weeks to **break the headlice cycle**
- ☒ Use the wet combing method as often as needed
- ☒ Families are encouraged to continue to check the hair on a weekly basis
- ☒ Avoid using a '2 in 1' Shampoo



Nit. treatment shampoo is available on prescription from your G.P. Free for under 13's

KakaTec exploring Tauranga!

Harbour Bridge



Omokoroa



Pilot Bay

