



39 18th Avenue

Tauranga 3112

Telephone: (07) 5784424

Email: office@taurangaspecialschool.nz

Website www.taurangaspecialschool.nz

Facebook: facebook.com/TGASpecialSchool

WEEK 9 KAWERONGO - NEWSLETTER 26 June 2025

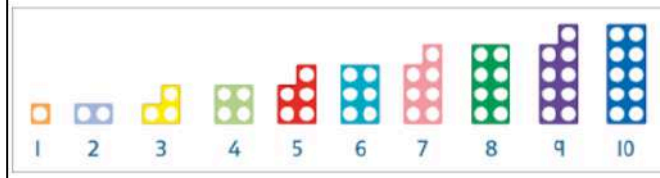
Kia ora koutou,

Board News: Additional Staff Only Days this year. Due to the changes in the NZ Curriculum, all schools are undergoing professional learning on Structured Literacy and Mathematics. Our Literacy training is in Term 3 on 18th and 19th August for all staff. Our staff training on Mathematics and how to support our ākonga with the new curriculum is in term 4. Therefore school will now also be closed to students on 24th October.

Breaking news!

School will be closed for a Staff Only Day on 24th October in term 4.

Our staff will be learning about Mathematics and how to support our ākonga with the new curriculum using Numicon tools and resources.



Thanks to all involved in our very successful whole school Matariki celebrations held at our Base School, Tuesday just gone. A great variety of activities were organised that engaged our students and ended with a shared kai. It was also very pleasing to see so many whānau joining in.

Ngā mihi
Barrie Wickens
Tumuaki Principal


Reminder: Board of Trustees elections are coming up, information around nominations will go out to July 18th

Important dates:


27 June	Last day of Term 2
14 July	First day Term 3
18/19 Aug	Staff only days (no school these days)
24 Oct	Staff only day (no school this day)

Room 2

Room 2 is making marshmallow rice crackle as our shared food for Matariki.



Room 2 is having fun celebrating Matariki with the school



Room 4

Bike and scooter riding has been the new favourite outdoor activity for our class. We have been learning about bike/scooter safety, making sure they watch out for other people, wear a helmet and learning how to regulate their speed. Having a range of sizes of bikes and scooters means they are able to try out different sizes and see which sized bike is best for them. The students have been learning to take turns with the equipment, they have also been helping each other get the bikes and scooters out of the storage shed.



Welcome Bay - Kea

This term Kea class has enjoyed exploring and creating recycled art! We read a sensory story called Kenya's Art, looking at ways we can turn used, old or broken everyday items into useful and artistic creations - 'Recycle, Reuse, Make Art!!' We used boxes, cardboard, plastic bottles, caps, paper mache and natural materials.

We also took inspiration from the artwork of Andy Goldworthy.



Welcome Bay - Toroa

This term our topic has been Kaitiakitanga - looking after our world. We have been learning how we can be a part of keeping our environment clean. We had a fun and interactive sensory story about cleaning up our ocean and we explored a variety of different recycled materials to create beautiful art work!



Speech-language Therapy

Speech and Language Therapy


The SLT team works to develop communication and eating, drinking, and swallowing skills.



Billie Hampton Edwards
Kaiarataki mātanga - Team Leader
Kaiwhakatika Reo Kōrero
Speech Language Therapist



Kit Spurgeon
Kaiwhakatika Reo Kōrero
Speech Language Therapist



Rebecca Scott
Kaiwhakatika Reo Kōrero
Speech Language Therapist



Kathleen Jones
Kaiwhakatika Reo Kōrero
Speech Language Therapist

READING AT HOME

You can make a difference by reading books at home with your child. You can make a BIG difference by reading a book every day. Relax and enjoy your time together as you read.

As you read the book, stop and chat. You can talk about the words or the pictures. If your child likes a picture, then that is a good place to stop and talk. You might comment that you like the picture too – or that you think it is funny. If the story is making them laugh talk about why it is funny. Stop and chat a few times while reading the book.

Reading the same book again and again is really helpful. If you find a book they really like, that's awesome! Read it lots of times. When we read a book many times it helps children learn more about how books work.

Tips for reading at home



Reading books with your child shows them how important books are.



If you need ideas for books to read, ask your child's teacher about books they enjoy at school.



If you're not sure about reading the book, you can often find a video on YouTube of someone else reading the book. You can watch the video together with your child – or you can watch it at another time to practice. If you watch the video together, don't forget to pause it and chat about the book.



Some children really enjoy books with music. You might find a book based on your child's favourite song or try singing the book if possible!



Remember, you can borrow books from your child's school or from your local library

Time to Communicate!

If your child uses an AAC system, like Proloquo2Go or PODD, this is a good time to use it. You can use it to talk about a character in the book – use the describe section or the opinions section and find some words to use.

The more that you use AAC the more they learn about using it.

HAVE FUN READING!



Jane Farrell
Communications
Kaiwhakatika Reo Kōrero

